


Data Sheet

P4055

Pressure Transducer



Main Features

Pressure Ranges	0 to 3 up to 0 to 300 PSI
Electrical Connection	Packard Electric Metri-Pack 150 Series
Pressure Connection	1/4-18 NPT (external), 1/8-27 NPT (external) - for more options see how to order
Housing Material	Brass
Output Signal	0.5 - 4.5 VDC

Attributes

- Small Size
- Absolute, Gage or Sealed Gage Pressure References
- Packard Metri-Pack 150 Electrical Connector Standard
- 0.5 to 4.5 Vdc Output
- High Vibration Tolerance
- Superior EMI/RFI Performance
- Available with NPT, G1/4, M10, & M12 Pressure Ports
- Temperature Compensated
- RoHS Compliant

Typical Applications

- Pumps & Compressors
- Process Controls
- Filter Restriction
- Oil and Fuel Pressures
- Water Management
- Level Measurement
- Test & Monitoring Equipment

Description

The P4055 Pressure Transducer incorporate a back-side PRT configuration that is compatible with many types of liquid and gaseous media. This flexible product family can be supplied with a built in Metri-Pack 150 electrical connector. The small sensor size is ideal for high volume applications. Pressure ranges may be customized for OEM applications. The P4055 is specified with pressure ranges measured in PSI.

Technical Specifications

Pressure Ranges

from 0 to ...	PSI	3	5	15	30	50	75	100	150	200	300
Proof pressure	PSI	6	10	30	60	10	150	200	300	300	450
Burst pressure	PSI	9	15	45	90	150	225	300	450	400	600

Physical

Operating Life Cycle	min. 10 million full pressure cycles over the full range
Vibration Resistance	10 G's peak to peak sinusoidal, from 20 to 2000 Hz
Shock Resistance	75 G's ½ sine wave
Drop Test	1m onto concrete surface
Weight	≤ 50 grams
Ingress Protection	IP67
Operating Temperature	-40°C to + 125°C
Environmental Temperature	-40°C to + 125°C
Storage Temperature	-40°C to + 125°C
Media	All class II fluids and gases compatible with brass and fluorosilicone

Performance

Total error band ¹	+/-2% of span (-20 ≤ T ≤ 100° C) +/-3% of span (T < -20° C, T < 100° C)
-------------------------------	---

1. Including accuracy, calibration, temperature, non-linearity, hysteresis, non-repeatability, error

Electrical

Output Signal	0.5...4.5 VDC ratiometric
Operating Supply Signal	5 VDC \pm 5%
Power Consumption	\leq 25 mW
Overvoltage Protection	16 VDC
Short-circuit Proofness	Yes *2
Insulation Voltage	500 VDC
Reverse Polarity Protection	Yes *3
Impedance	Min load 25 k Ω
Response Time	\leq 10 ms max. to 63% of full scale pressure with step change on input

2. for min. 3 intervals at 5 minutes each

3. for min. 10 seconds on assigned pins

Approvals & Certificates

CE Compliance	Pressure equipment directive 97/23/EC EMC directive 2004/108/EEC, EN 61 326 Emission (Group 1, Class B) and Immunity (industrial locations), EMI, ESD protected
ROHS	2002/95/EC RoHS Directive

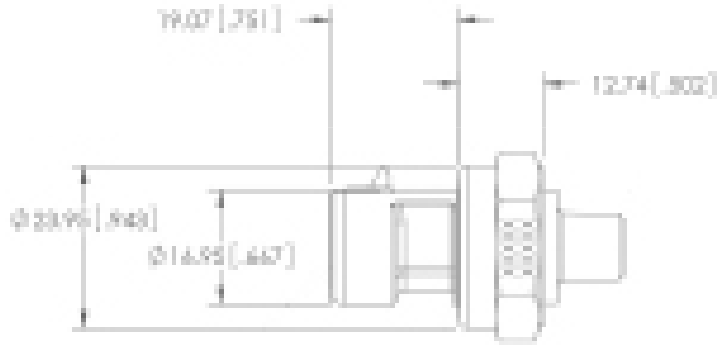
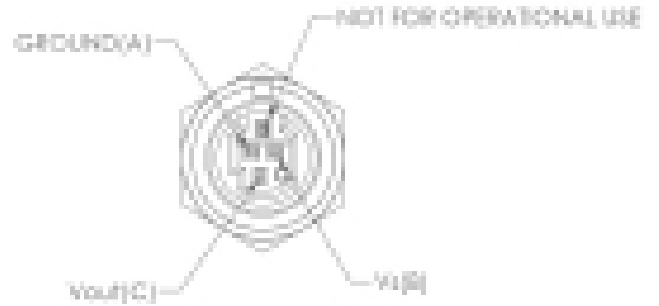
Dimensions

Pressure Sensor with Electrical Connection

Dimensions in mm [Inch]

Packard (metri-pack 150) Pin Call Outs

Output	Pin A	Pin B	Pin C
0.5-4.5VDC ratiometric	GND	Vsup	Vout



How to Order

Reference

- A Absolute
- G Gauge
- S Sealed Gauge

Built-in Connector

- A Metripack 150 with mating connector 12" leads
- C Metripack 150 without mating connector

Internal Seal Material

- E Fluorosilicone

P4055 - 15 A - E 1 A

Pressure Ranges

3	0 - 3 PSI
5	0 - 5 PSI
10	0 - 10 PSI
15	0 - 15 PSI
30	0 - 30 PSI
50	0 - 50 PSI
75	0 - 75 PSI
100	0 - 100 PSI
150	0 - 150 PSI
200	0 - 200 PSI
300	0 - 300 PSI

Pressure Connection (port)

- 1 1/4-18 NPT
- 2 M12 X 1.5-6g PER ISO 6149
- 3 M10 X 1-6g PER ISO 6149
- 4 1/8-27 NPTF
- 5 STUD END PER DIN 3852-A-G1/4 (sealing by washer, not supplied)
- 6 M14 X 1.5-6g PER ISO 6149
- 7 STUD END PER DIN 3852-C-R1/4 (1/4-19 BSPT)
- 8 7/16-20UNF-2A
- 9 M16 X 1.5-6g
- 10 STUD END PER DIN 3852-C-R1/8 (1/8-28 BSPT)

Example:

P4055-15A-E1A

Description:

P4055 Pressure Sensor, 0 – 15 PSI Absolute, Fluorosilicone, Internal Seal, 1/4-18 NPT, Pressure Connection with Packard, Metri-Pack 150 Built-in Connector



Before installation and operation, ensure that the appropriate pressure sensor has been selected in terms of pressure range, design and specific measuring conditions. Non-compliance can result in serious injury and/or damage to the equipment.

Warning: The product information contained in this catalogue is given purely as information and does not constitute a representation, warranty or any form of contractual commitment. Kavlico reserve the right to modify their products without notice. It is imperative that we should be consulted over any particular use or application of our products and it is the responsibility of the buyer to establish, particularly through all the appropriate tests, that the product is suitable for the use or application. Under no circumstances will our warranty apply, nor shall we be held responsible for any application (such as any modification, addition, deletion, use in conjunction with other electrical or electronic components, circuits or assemblies, or any other unsuitable material or substance) which has not been expressly agreed by us prior to the sale of our products.



Sales Offices Worldwide

Americas

Brazil
Mexico
USA

Europe

England
France
Germany
Italy
Netherlands
Spain
Sweden
Russia

Asia Pacific

China
India
Japan
South Korea

Main Contact

Sensata Germany GmbH
Potsdamer Strasse 14,
32423 Minden
Tel: +49 571 3859-0
Fax: +49 571 3859-119
www.kavlico.com
www.sensata.com

Your local sales contact:

Mouser Electronics

Authorized Distributor

Click to View Pricing, Inventory, Delivery & Lifecycle Information:

Sensata:

[P4055-150G-E4A](#) [P4055-100G-E4A](#)