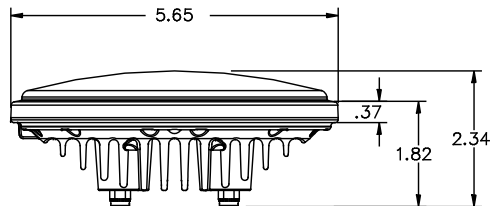

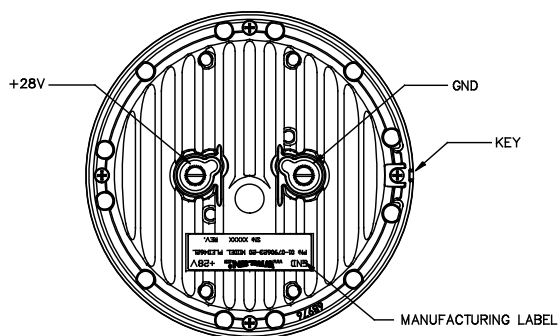


| REV | ECN | DESCRIPTION | DATE |
|-----|-------|--------------------|----------|
| A | 41899 | EDIT NOTES SHEET 1 | 12/1/10 |
| B | 41966 | EDIT NOTES SHEET 2 | 12/13/10 |
| C | 42108 | EDIT NOTES | 1/11/10 |



(2) #8-32 x 1/4 PH BRASS SCREW



NOTES:

- SPECIFICATIONS: (NOMINAL) UNLESS OTHERWISE SPECIFIED
 OPERATING VOLTAGE: 28VDC
 CURRENT: 1.25AMPS
 LIGHT OUTPUT COLOR: WHITE LED
 BEAM PATTERN: 10°VERT, 10°HORIZ (-10)
 LIGHT INTENSITY: 56,000 cd
- MATERIAL:
 HOUSING/HEATSINK: DIE-CAST ALUM. ALLOY, BLACK PAINT
 LENS: CLEAR POLYCARBONATE, HARDCOAT
- WEIGHT: 1 lb (REF)
- UNIT DESIGNED TO MEET THE FOLLOWING ENVIRONMENTAL TEST REQUIREMENTS IN ACCORDANCE WITH RTCA/DO-160:
 TEMPERATURE/ALTITUDE: SECTION 4, CATEGORY F2
 TEMPERATURE VARIATION: SECTION 5, CATEGORY S2
 HUMIDITY: SECTION 6, CATEGORY C
 OPERATIONAL SHOCK: SECTION 7, CATEGORY B
 VIBRATION: SECTION 8, CATEGORY R, CURVES E, E1
 EXPLOSION PROOFNESS: SECTION 9, CATEGORY H
 WATERPROOFNESS: SECTION 10, CATEGORY W
 SAND AND DUST: SECTION 12, CATEGORY D
 FUNGUS: SECTION 13, CATEGORY F
 SALT FOG: SECTION 14, CATEGORY S
 MAGNETIC EFFECTS: SECTION 15, CATEGORY Z
 POWER INPUT: SECTION 16, CATEGORY Z, CAT. A FOR 16.6.2.4
 VOLTAGE SPIKE: SECTION 17, CATEGORY A
 AUDIO FREQ. CONDUCTED SUSCEPT: SECTION 18, CATEGORY Z
 INDUCED SIGNAL SUSCEPTIBILITY: SECTION 19, CATEGORY ZC
 RADIO FREQUENCY SUSCEPTIBILITY: SECTION 20, CATEGORY R/R
 EMISSIONS OF RADIO FREQUENCY ENERGY: SECTION 21, CATEGORY H
 LIGHTNING INDUCED TRANSIENT SUSCEPTIBILITY: SECTION 22, CATEGORY A1E2X
 ICING: SECTION 24, CATEGORY A
 ESD: SECTION 25, CATEGORY A
 FIRE, FLAMMABILITY: SECTION 26, CATEGORY C

5. TEST PER ATP: 05718

*CUSTOMER ORDER NUMBER

| 1 | 1 | 01-0290624-20 | FINAL ASSY MODEL PLED462L 28V PAR 46 |
|---|------|---------------|---|
| * | * | 01-0790623-20 | MODEL PLED462L PAR 46 LANDING LIGHT 28V |
| QTY. | ITEM | PART NUMBER | DESCRIPTION |
| THIS DRAWING IS PROPRIETARY TO THE WHELEN ENG. CO. INC. ANY REPRODUCTION, DISCLOSURE OR USE OF THIS DRAWING WITHOUT WRITTEN AUTHORIZATION FROM WHELEN ENG. CO. INC. IS PROHIBITED | | | ROUTE 145 CHESTER, CT 06412-0684 ENGINEERING COMPANY INC. TELEPHONE (860)526-9504 |
| MATERIAL | | | 90623() SERIES |
| FINISH | | | 28V PAR 46 LANDING LIGHT MODEL PLED462L |
| TOLERANCE: UNLESS OTHERWISE SPECIFIED | | DR. RPR | SCALE |
| ANGLES ±1/2° | | CH. TMF | DATE |
| .XX = ±.03 | | ENG. RPR | 1:1 (D-SIZE) |
| .XXX = ±.010 | | DWG. NPL | 5/27/2010 |
| © 2010 WHELEN ENG. CO. INC. CAGE CODE 10402 | | APP. TMF | REV |
| | | | 90623 |
| | | | C |
| | | | ISSUE |
| | | | - |
| | | | SHEET |
| | | | 2 |
| | | | OF |
| | | | 2 |